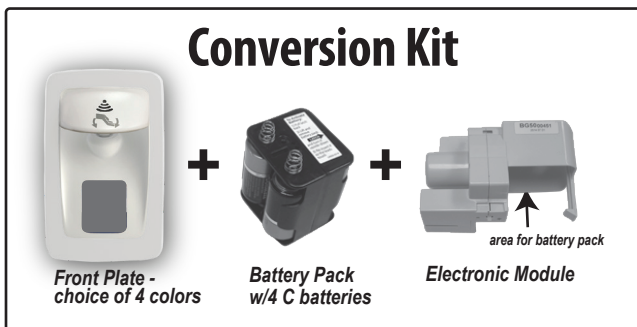


Manual to No Touch Dispenser Conversion Kits



Easily convert a Designer Series Manual Dispenser to a No Touch while still on the wall!

- Kit includes front plate, battery pack and electronic module
- No special tools needed
- Quick, cost effective no touch dispenser option
- Uses the same Health Guard soap and sanitizer refills - no additional inventory required



In three simple steps, convert a Designer Series Manual Dispenser to a No Touch Dispenser:

1. Remove manual front cover
2. Insert electronic module and battery pack
3. Install no touch front cover



Conversion kits come in four colors and should be ordered to match the color of the dispenser being converted.

Black	Gray	White/Gray	All White
<i>Enhanced</i>	<i>Enhanced</i>	<i>Enhanced</i>	<i>Enhanced</i>
99BK31F	99GR32F	99WH32F	99WH33F
<i>Slim</i>	<i>Slim</i>	<i>Slim</i>	<i>Slim</i>
99BK31H	99GR32H	99WH32H	99WH33H

KUTOL

Hand Care Specialists 100 Partnership Way / Cincinnati, OH 45241 / sales@kutol.com / 800-543-4641 / www.kutol.com