



Specialty's
EAT WORK LIVE BETTER

OUR HERITAGE

Since 1987, Specialty's has remained committed to a simple, yet...
 nourish working professionals with fresh, wholesome...
 more than three decades and a lot has changed...
 thing that hasn't changed is our food...
 of premium ingredients picked...
 prepared by people who...

Custom Printing Programs



 **SOUTHERN CHAMPION TRAY**
 Paperboard Packaging Specialists Since 1927



@SCTPackaging

Customize your lock corner box

with low minimums through SCT's 2-Color Bakery Printing Program



Pink - 1 color



White - 2 colors



Kraft - 2 colors

Contact your Account Manager to find out about other items from our Stock Catalog that can be customized to fit your needs!

Want to spice up your plain white, pink or kraft box, but not sure where to start? Southern Champion Tray's Bakery Printing Program provides an easy step-by-step process that allows you to create a unique look for your packaging at an affordable price with low minimums. First, select the box size that's right for you. Then, submit your design. Finally, select up to **2 colors** to complete a distinctive look for your products. There is a **2,000 piece minimum** with price breaks at 5,000 and 8,000. Depending on capacity, lead times vary from 4-6 weeks. Contact your local distributor for more information. See the 2-Color Preflight Guide for artwork specifications (page 10).

STEP 1

CHOOSE YOUR BOX! Choose from our extensive collection of lock corner boxes in various shapes, styles, and structures. There are nearly 100 different boxes to select from, including white, pink and kraft board, all of which are recyclable and compostable in the limited areas where facilities exist (**all items on opposite page**).

STEP 2

SUBMIT YOUR DESIGN! Submit your design relating to any logo, holiday, or other special occasion. Design the top panel or the entire box to your taste!

STEP 3

CHOOSE YOUR COLORS! You can select one or two PMS colors for your design. Choosing your own color gives you the freedom to customize the look of your packaging. The choice is yours; however, we cannot use metallic or fluorescent inks. Please keep in mind that there might be a slight tonal difference in the inks depending on the board type it is printed on, particularly on both pink and kraft boxes.

See page 10 for more information.

Customize your food tray

through SCT's 2-color Tray Printing Program



2 color - Kraft



2 color - White



Contact your Account Manager to find out about other items from our Stock Catalog that can be customized to fit your needs!



Similar to the Bakery Printing Program, the 2-color food tray program offers an opportunity to make your brand known to each person that sees your customized tray. First, select the tray size that's right for you. Then, submit your design. Finally, select up to **2 colors** to complete a distinctive look for your tray. There is a **50,000 piece minimum** with a price break at 100,000. Lead time is 4-6 weeks. Contact your local distributor for more information. See the 2-Color Preflight Guide for artwork specifications (page 10).

STEP 1

CHOOSE YOUR TRAY! Choose from different sizes and colors of food trays, including white and Kraft, both of which are recyclable and compostable in the limited areas where facilities exist (**all items on opposite page**).

STEP 2


SUBMIT YOUR DESIGN! Submit your design relating to any logo, holiday, or other special occasion. Design all or any of the side panels to your taste!

STEP 3

CHOOSE YOUR COLORS! You can select one or two PMS colors for your design. Choosing your own color gives you the freedom to customize the look of your packaging. The choice is yours; however, we cannot use metallic or fluorescent inks. Please keep in mind that there might be a slight tonal difference in the inks depending on the board type it is printed on, particularly on kraft trays.

See page 10 for more information.

Choose from the following food trays



0501
0505
0509
0513
0517
0521
0525
0529

FOOD TRAYS - ECO:

1 piece, tray, nested, Kraft, packed in corrugated

Item #	Description	Pack	Weight	Cube
0501	#25 (1/4 lb.)	4 x 250 = 1000	9.00	0.60
0505	#40 (6 oz.)	4 x 250 = 1000	10.00	0.66
0509	#50 (1/2 lb.)	4 x 250 = 1000	10.00	0.71
0513	#100 (1 lb.)	4 x 250 = 1000	14.00	0.85
0517	#200 (2 lb.)	4 x 250 = 1000	20.00	1.24
0521	#250 (2-1/2 lb.)	2 x 250 = 500	12.00	0.78
0525	#300 (3 lb.)	2 x 250 = 500	15.00	1.04
0529	#500 (5 lb.)	2 x 250 = 500	20.00	1.46




0550
0551
0552
0553
0554
0555
0556
0557

FOOD TRAYS - WHITE:

1 piece, tray, nested, SBS, packed in corrugated

Item #	Description	Pack	Weight	Cube
0550	#25 (1/4 lb.)	4 x 250 = 1000	9.00	0.60
0551	#40 (6 oz.)	4 x 250 = 1000	10.00	0.66
0552	#50 (1/2 lb.)	4 x 250 = 1000	10.00	0.71
0553	#100 (1 lb.)	4 x 250 = 1000	14.00	0.85
0554	#200 (2 lb.)	4 x 250 = 1000	20.00	1.24
0555	#250 (2-1/2 lb.)	2 x 250 = 500	12.00	0.78
0556	#300 (3 lb.)	2 x 250 = 500	15.00	1.11
0557	#500 (5 lb.)	2 x 250 = 500	20.00	1.46



0560
0561
0562
0563
0564
0565
0566
0567

FOOD TRAYS - CRB:

1 piece, tray, nested, CRB, packed in corrugated

Item #	Description	Pack	Weight	Cube
0560	#25 (1/4 lb.)	4 x 250 = 1000	9.00	0.60
0561	#40 (6 oz.)	4 x 250 = 1000	10.00	0.66
0562	#50 (1/2 lb.)	4 x 250 = 1000	10.00	0.71
0563	#100 (1 lb.)	4 x 250 = 1000	14.00	0.85
0564	#200 (2 lb.)	4 x 250 = 1000	20.00	1.46
0565	#250 (2-1/2 lb.)	2 x 250 = 500	12.00	1.11
0566	#300 (3 lb.)	2 x 250 = 500	15.00	1.20
0567	#500 (5 lb.)	2 x 250 = 500	20.00	1.46



0709 - White Hot Dog Tray

FOOD CONTAINER - WHITE:

food carry out, 1 piece, SBS, packed in corrugated

Item #	Size (in)	Size (cm)	Pack
0709	7 X 2-3/4 X 1-1/2	17.8 X 7 X 3.8	4 x 250 = 1000



0598 - Kraft Lunch Tray

LUNCH TRAY:

1 piece tray, nested, Kraft, packed in corrugated

Item #	Size (in)	Size (cm)	Pack
0598	8 X 5 X 2	20.3 X 12.7 X 5.1	500

Contact your Account Manager to find out about other items from our Stock Catalog that can be customized to fit your needs!



Customize your food tray

with our 4-color process

More than just holding your delicious food, your packaging can help drive additional revenue, build customer loyalty and ensure happy, returning customers.

CREATE IMPACTFUL MESSAGES FOR CUSTOMER CONNECTION

1. Customer Convenience: Offer your customers more convenience - Print a bar code for customers to download an online ordering app. ----->

2. Interactive: Entertain your customers while they eat - Print a link to an augmented reality app that makes your package "come to life".

3. Cross Promotion: Offset packaging cost by sharing the message with one of your favorite suppliers

4. Loyalty Programs: Print a code that allows your customers to sign up for rewards like points towards coupons and discounts.



STEP 1

SELECT YOUR SCT TRAY SIZE AND BOARD TYPE. We have several sizes available in Kraft, SBS, CCNB & CCK(CUK) board. Just keep in mind that inks will have a tonal variance when printed on Kraft board due to the color of the actual fibers in the board.

STEP 2

SUBMIT YOUR ARTWORK. Let our art team help you create advanced graphics for your food trays, providing a new way to drive additional revenue through your packaging. Using CMYK or PMS, your graphics and color choices are no longer limited! Send in your artwork or let us do it for you. SCT will create a customized look for a low, flat rate. Flat and 3D PDFs will be supplied for customer approval before printing. SCT must have approved artwork 30 days prior to placing your first order.

STEP 3

SUBMIT YOUR ORDER to your SCT Sales Rep.

SELECT FROM A VARIETY OF SIZES

FOOD TRAYS:

Description	Pack
#100 (1 lb.)	4 x 250 = 1000
#200 (2 lb.)	4 x 250 = 1000
#300 (3 lb.)	2 x 250 = 500
#500 (5 lb.)	2 x 250 = 500

LUNCH TRAYS & FOOD CONTAINERS:

Item #	Board Type	Size (in)	Size (cm)	Pack
0598	Kraft	8 X 5 X 2	20.3 X 12.7 X 5.1	500
0709	SBS	7 X 2-3/4 X 1-1/2	17.8 X 7 X 3.8	1000

SBS



KRAFT



CCK/CUK



0598



0709 - White Hot Dog Tray



Customize your ChampPak™

with low minimums through SCT's 4-Color ChampPak™ Printing Program



Contact your Account Manager to find out about other items from our Stock Catalog that can be customized to fit your needs!

Your favorite food container just got even better. Introducing our affordable, customizable Classic ChampPak™ program! Customized ChampPaks™ can be ordered at a **6,000 piece minimum** or in increments of 6,000. Never before have we offered customized order minimums this low, with a print quality this high. See the ChampPak™ Preflight Guide for artwork specifications (page 11).

STEP 1

SELECT YOUR CHAMPPAK™ SIZE AND BOARD TYPE. We have 5 different sizes available in both Kraft and SBS board. Just keep in mind that inks will have a slight tonal variance when printed on Kraft board due to the color of the actual fibers in the board.

STEP 2

SUBMIT YOUR ARTWORK. You can customize your favorite size box with your company name, logo or signature color. Using CMYK, 4 color process artwork, your graphics and color choices are no longer limited! Our sheet-fed, offset printing press brings you the ultimate in high speed, modern lithography. This press consistently delivers accurate image reproductions with peak resolution and maximum color. Now, we are offering this high quality print at an affordable price and unbelievably low order minimum. Send in your artwork or let us do it for you. SCT will create a customized look for a low, flat rate.* A PDF or 3-D PDF will be supplied for customer approval before printing. SCT must have approved artwork 30 days prior to placing your first order.

STEP 3

SUBMIT YOUR ORDER. All orders must be placed by **noon on the first Friday of each month.** Late orders received after the due date will be entered for production and shipment the following month. Product will be available to ship the fourth week following the due date, except for July, November and December (available the fifth week). All orders are make to ship, meaning no items will be floor stocked. To ensure that all shipping weight minimums have been satisfied, these products will ship with your next scheduled delivery. However, please keep in mind that SCT reserves the right to produce within a + / - 15% variance of the 6,000 piece minimum for all custom printed jobs. This means you might receive up to 15% more or 15% less than the quantity you actually ordered. This needs to be considered and taken into account on every order or re-order.

*Contact your account manager for more details.

Choose from the following ChampPaks™



Our leak and grease resistant ChampPaks™ are designed to meet all of your carry out needs. Holding everything from appetizers to desserts, they're great to stack on your counter for a quick impulse purchase! They are simple to use and even easier to eat straight from the container. Just fold the sides and top down and lock the tab for a tight seal to keep food warm and fresh until you are ready to eat!

ChampPaks™ are made from 97% renewable resources and are recyclable where facilities exist. SCT ChampPaks™ are made from either elemental or totally chlorine free manufacturing processes. All of our ChampPaks™ provide a nice, smooth printing surface for you to customize with your company name, logo or color. Select from the variety of sizes below to get started.

CHAMP Pak™ Classic



KRAFT:

- recyclable where facilities exist
- tuck top w/locks, nested, Kraft, poly coated inside, packed in corrugated

Item #	Size (in)	Size (cm)	Pack	Weight	Cube
0731 #1	4-3/8 X 3-1/2 X 2-1/2	11.1 X 8.9 X 6.4	9 x 50 = 450	26.42	4.51
0732 #2	7-3/4 X 5-1/2 X 1-7/8	19.7 X 14 X 4.8	4 x 50 = 200	19.30	3.55
0733 #3	7-3/4 X 5-1/2 X 2-1/2	19.7 X 14 X 6.4	4 x 50 = 200	22.00	3.55
0734 #4	7-3/4 X 5-1/2 X 3-1/2	19.7 X 14 X 8.9	4 x 40 = 160	21.81	3.55
0738 #8	6-3/4 X 5-1/2 X 2-1/2	17.1 X 14 X 6.4	6 x 50 = 300	22.50	2.89

PLEASE NOTE: Inks will have slight tonal variance on Kraft board due to the color of the actual fibers in the board. Please take this into consideration in your design. SCT will not provide drawdowns on Kraft or SBS board.



WHITE:

- recyclable where facilities exist
- tuck top w/locks, nested, SBS, poly coated inside, packed in corrugated

Item #	Size (in)	Size (cm)	Pack	Weight	Cube
0741 #1	4-3/8 X 3-1/2 X 2-1/2	11.1 X 8.9 X 6.4	9 x 50 = 450	21.51	3.03
0742 #2	7-3/4 X 5-1/2 X 1-7/8	19.7 X 14 X 4.8	4 x 50 = 200	18.80	3.55
0743 #3	7-3/4 X 5-1/2 X 2-1/2	19.7 X 14 X 6.4	4 x 50 = 200	21.40	3.55
0744 #4	7-3/4 X 5-1/2 X 3-1/2	19.7 X 14 X 8.9	4 x 40 = 160	21.20	3.55
0748 #8	6-3/4 X 5-1/2 X 2-1/2	17.1 X 14 X 6.4	6 x 50 = 300	22.80	2.89

See page 11 for more information.

2 COLOR PRINT PREFLIGHT GUIDE

THE BASICS

Follow these guidelines to ensure a quick turn around. If you have any questions, contact your local sales representative.

MINIMUM FONT SIZE
(POSITIVE) **10 PT**

Positive minimum font size.

MINIMUM FONT SIZE
(REVERSED) **12 PT**

Reverse minimum font size.

MINIMUM LINE SIZE
(POSITIVE) **1 PT**

MINIMUM LINE SIZE
(REVERSED) **1.5 PT**

BLEEDS

Because of printing limitations, artwork on a Bakery Box or Tray cannot touch the edges of the dieline. There should be a 1/8 inch gap between the edge of the dieline and the artwork.



BEFORE SUBMITTING YOUR DESIGN, CONVERT ALL FONTS TO OUTLINES.

COLORS

With these processes, we can only print 2 colors.

Artwork should be made up of PMS colors only. White does not count as a color when printing on SBS or CCK substrates.


PMS-C: used on the coated side of CCK and SBS substrates

PMS-U: used on the uncoated side of CCK and SBS, as well as Kraft and food trays

SCREENS

Bakery


Choose between 2 screen resolutions for the Bakery Printing Program: 30 screen & 50 screen



30 SCREEN



50 SCREEN



TRAPPING

Bakery

For Bakery Prints, plates may shift slightly during production. To avoid dramatic changes in your design, each color has to be trapped so they do not overlap. Each color should be separated by a 1.5 point stroke.



OVERPRINTS

Food Trays

For food tray prints, you can overprint the colors of your design to avoid unwanted white space between colors. You can do this by outlining your design so that one color overlaps the other.



CHAMPPAK™ PREFLIGHT GUIDE

FILE SET UP

SCT is more than happy to produce artwork for your company at a low flat rate;* however, if you choose to send your own artwork, please refer to the guidelines below for submission.

SUPPORTED FILES

- Vector based PDF files (Illustrator/ InDesign) are preferred.
- AI, EPS, INDD files are acceptable but will be converted.
- All CMYK images must be included and should be to size at 300 dpi, placed into a vector based PDF file.
- Do not embed eps based images.
- Locked DCS2 files for offset printing must be sized to supplied die knives with .125" bleed.



OVERPRINT

- Provide an overprint dieline on a separate layer.
- Set all black text to overprint. Do not over saturate blacks with additional colors.
- Set any drop shadows to 1 overprinting color only. Illustrator filters preferred.
- Set .125" bleed around dieline.



FONTS & COLORS

- Convert all fonts to outlines. All fonts not converted must be included with the file.
- Make sure there are no spot (PMS) colors used in your artwork. We can only use process (CMYK) colors for this print program.

CMYK

SENDING FILES

Once your file has been set up according to the specifications above, it's ready to send by one of the ways listed below.



E-MAIL

Small files can be sent to your Customer Service Representative via e-mail.



**CUSTOMER
FTP**

If you have an FTP site, we can retrieve your file. Contact your Customer Service Representative with FTP Information.



SCT FTP

If you have FTP capabilities, you can upload a zipped (compressed) file to our FTP site. Contact your Customer Service Representative for FTP information.



SOUTHERN
CHAMPION
TRAY

Paperboard Packaging Specialists Since 1927

www.sctray.com

Have more
QUESTIONS?

Our team of packaging experts would love to answer any questions!

Toll Free: 800-468-2222

Local: 423-756-5121

E-mail: Sales@SCTray.com

